

CO:MBD:2017-18:1170

9th February, 2018

National Stock Exchange of India Limited Listing Department Exchange Plaza, Plot No.C/1, 'G' Block Bandra-Kurla Complex Bandra (E), Mumbai-400 051	General Manager Corporate Relationship Deptt Bombay Stock Exchange Ltd. Phiroze Jeejeebhoy Towers Dalal Street, Fort Mumbai 400001
---	---

Dear Sir/Madam,

Sub : Unaudited Financial Results for the Third Quarter & Nine Months ended 31st December 2017

Please refer to our letter no. CO:MBD:2017-18:1138 dated 29th January, 2018 informing thereby that a Meeting of the Board of Directors of the Bank is scheduled to be held on Friday, 9th February 2018, *inter-alia* to consider and take on record the unaudited financial results of the Bank for the third quarter and nine months ended 31st December, 2017.

Further to our said letter, pursuant to SEBI (Listing Obligations and Disclosure Requirements) Regulations, 2015, we enclose herewith copy of Unaudited Financial Results of the Bank for the third quarter and nine months ended 31st December, 2017 approved at the meeting of the Board of Directors of the Bank held today, which commenced at 01:00 PM and concluded at 3:00 PM.

The results are also being published in Newspapers as per requirement of the above said SEBI Regulations.

Please take the above on your record.

Thanking you,

Yours faithfully,

For CENTRAL BANK OF INDIA



ANAND KUMAR DAS
ASSTT GENERAL MANAGER-MBD/
COMPANY SECRETARY



चंदर मुखी, नरीमन पॉइंट, मुंबई - 400 021 • दूरध्वनी : 2202 6428, 6638 7777 • फैक्स : (91-22) 2204 4336



चंदर मुखी, नरीमन पॉइंट, मुंबई - 400 021 • दूरध्वनी : 2202 6428, 6638 7777 • फैक्स : (91-22) 2204 4336

Chander Mukhi, Nariman Point, Mumbai - 400 021 • Tel. : 2202 6438, 6638 7777 • Fax : (91-22) 2204 4336





LODHA & CO Chartered Accountants, 14 Government Place East <u>KOLKATA- 700069</u>	PATHAK H. D. & ASSOCIATES Chartered Accountants, 814-815, Tulsiani Chambers, 212, Nariman Point, <u>MUMBAI- 400021</u>
S.K.MEHTA & CO Chartered Accountants, 504, Kirti Mahal, 19, Rajendra Place, <u>NEW DELHI-110008</u>	BORKAR & MUZUMDAR Chartered Accountants, 21/168, Anand Nagar Om CHS, Anand Nagar Lane, Vakola, <u>MUMBAI-400055</u>

Review Report to the Board of Directors of Central Bank of India

1. We have reviewed the accompanying statements of unaudited financial results of Central Bank of India (the "Bank") for the quarter ended December 31, 2017. The disclosures relating to "Pillar 3 under Basel III Capital Regulation", "Leverage Ratio" and "Liquidity Coverage Ratio" as have been disclosed on Bank's website and in respect of which a link have been provided in the aforesaid financial results have not been reviewed by us. These financial results are the responsibility of the Bank's Management and have been approved by the Board of Directors at their meeting held on February 09, 2018. Our responsibility is to issue a report on these financial statements based on our review.
2. We conducted our review in accordance with the Standard on Review Engagement (SRE) 2410, "Review of Interim Financial Information Performed by the Independent Auditor of the Entity" issued by the Institute of Chartered Accountants of India. This standard requires that we plan and perform the review to obtain moderate assurance as to whether the financial statements are free of material misstatement. A review is limited primarily to inquiries of persons responsible for financial and accounting matters and analytical procedures applied to financial data and thus provides less assurance than an audit. We have not performed an audit and accordingly, we do not express an audit opinion.
3. The financial results incorporate the relevant returns of 20 branches reviewed by us, 55 branches reviewed by Concurrent Auditors and un-reviewed returns of 4640 branches. In the conduct of our review, we have relied on the review reports in respect of Non-Performing Assets submitted by the Concurrent Auditors of 55 branches to the Bank's Management. These review reports cover 52.60% of the advances portfolio of the Bank and 76.79% of the Non-Performing assets of the Bank (excluding Food Credit and Advances of Asset Recovery Branches of the Bank).



4. Based on our review as aforesaid, subject to the limitations in scope as mentioned in para 4 above, nothing has come to our attention that causes us to believe that the accompanying statement of unaudited financial results prepared in accordance with applicable accounting standards and other recognized accounting practices and policies has not disclosed the information required to be disclosed in terms of Regulation 33 of the SEBI (Listing Obligations and Disclosure Requirements) Regulations, 2015 read with RBI circular (2016-17/29 DBS.ARS.No.BC.2/08.91.001/2016-17 dated 28/07/2016 with respect to quarterly review of the account of public sector banks) including the manner in which it is to be disclosed, or that it contains any material misstatement or that it has not been prepared in accordance with the relevant prudential norms issued by the Reserve Bank of India in respect of income recognition, asset classification, provisioning and other related matters.

<p>For LODHA & CO. Chartered Accountants F.R.NO. 301051E</p> <p><i>R.P. Singh</i> (CA R.P. Singh) PARTNER M. NO. 052438</p> 	<p>For PATHAK.H.D & ASSOCIATES Chartered Accountants F.R.NO.-107783W</p> <p><i>B.P. Chaturvedi</i> (CA B. P. Chaturvedi) PARTNER M. NO. 015585</p> 
<p>For S.K.MEHTA & CO. Chartered Accountants F.R.NO.-000478N</p> <p><i>Jyoti Bagga</i> (CA Jyoti Bagga) PARTNER M. NO. 087002</p> 	<p>For BORKAR & MUZUMDAR Chartered Accountants F.R.NO.-101569W</p> <p><i>B.M. Agarwal</i> (CA B.M.Agarwal) PARTNER M. NO. 033254</p> 

Place: Mumbai

Date : February 9, 2018

CENTRAL BANK OF INDIA
Reviewed Financial Results for the Quarter and Nine Months ended December 31, 2017

		(Rs in Lakh)					
	Particulars	Quarter Ended			Nine Months Ended		Year Ended
		31.12.2017	30.09.2017	31.12.2016	31.12.2017	31.12.2016	31.03.2017
		Reviewed	Reviewed	Reviewed	Reviewed	Reviewed	Audited
1	Interest earned (a) + (b) + (c) + (d)	6,02,655	6,16,606	6,06,434	18,40,352	18,42,146	24,66,141
	(a) Interest/discount on advances/bills	3,79,574	3,72,454	3,90,532	11,07,939	12,49,454	16,28,341
	(b) Income on investments	1,76,597	1,78,218	1,93,691	5,26,588	5,43,576	7,37,185
	(c) Interest on balances with Reserve Bank of India and other inter bank funds	37,208	58,579	15,054	1,82,012	29,562	63,882
	(d) Others	9,276	7,355	7,157	23,813	19,554	36,733
2	Other Income	56,277	73,020	72,353	1,95,284	1,99,454	2,87,564
A.	TOTAL INCOME (1+2)	6,58,932	6,89,626	6,78,787	20,35,636	20,41,600	27,53,705
3	Interest Expended	4,04,913	4,45,756	4,55,813	13,38,636	13,56,293	18,08,740
4	Operating Expenses (e) + (f)	1,67,437	1,56,940	1,64,769	4,78,419	4,83,024	6,36,102
	(e) Employees cost	1,06,764	99,673	1,12,077	3,06,926	3,31,110	4,21,431
	(f) Other operating expenses (All items exceeding 10% of the total expenditure excluding interest expenditure may be shown separately)	60,673	57,267	52,692	1,71,493	1,51,914	2,14,671
B.	TOTAL EXPENDITURE (3)+(4) (excluding Provisions and Contingencies)	5,72,350	6,02,696	6,20,582	18,17,055	18,39,317	24,44,842
C.	OPERATING PROFIT (A-B) (Profit before Provisions & Contingencies)	86,582	86,930	58,205	2,18,581	2,02,283	3,08,863
D.	Provisions (other than tax) and Contingencies.	3,42,703	1,96,166	1,48,600	6,65,771	4,69,087	6,61,753
	(Of which provisions for Non-Performing Assets)	3,08,156	1,79,198	1,57,118	5,90,247	3,95,993	5,98,263
E.	Exceptional Items	-	-	-	-	-	-
F.	Profit/ (Loss) from Ordinary Activities before Tax (C-D-E)	(2,56,121)	(1,09,236)	(90,395)	(4,47,190)	(2,66,804)	(3,52,890)
G.	Tax Expenses	(89,699)	(34,195)	(29,825)	(1,48,051)	(82,071)	(1,08,980)
H.	Net Profit / (Loss) from Ordinary Activities After Tax (F-G)	(1,66,422)	(75,041)	(60,570)	(2,99,139)	(1,84,733)	(2,43,910)
I.	Extraordinary items (net of tax expense)	-	-	-	-	-	-
J.	Net Profit / (Loss) for the period (H-I)	(1,66,422)	(75,041)	(60,570)	(2,99,139)	(1,84,733)	(2,43,910)
5	Paid-up equity share capital (Face value of Rs. 10/- per share)	1,96,775	1,91,177	1,90,217	1,96,775	1,90,217	1,90,217
6	Reserves excluding revaluation reserves (as per balance sheet of previous accounting year)	-	-	-	-	-	12,15,067
7	Analytical Ratios						
	(i) Percentage of shares held by Government of India	81.91	81.38	81.28	81.91	81.28	81.28
	(ii) Capital Adequacy Ratio-Basel III (%)	7.87	9.22	9.99	7.87	9.99	10.95
	(a) CET 1 Ratio (%)	5.87	7.04	7.70	5.87	7.70	8.62
	(b) Additional Tier 1 Ratio (%)	-	-	0.17	-	0.17	-
	(iii) Earning per Share(in Rs.) Basic and diluted EPS before and after Extraordinary Items, net of Tax Expense [not annualised]	(8.58)	(3.94)	(3.20)	(15.61)	(10.24)	(13.35)
	(iv) (a) Amount of Gross Non-performing Assets	32,49,085	31,64,115	25,84,345	32,49,085	25,84,345	27,25,133
	(b) Amount of Net Non-Performing Assets	15,31,068	15,89,974	14,61,100	15,31,068	14,61,100	14,21,783
	(c) % of Gross Non-performing Assets	18.08	17.27	14.14	18.08	14.14	17.81
	(d) % of Net Non-Performing Assets	9.45	9.53	8.54	9.45	8.54	10.20
	(v) Return on Assets (Annualised) - (%)	(2.13)	(0.93)	(0.79)	(1.25)	(0.82)	(0.80)


B.S. SHEKHAWAT
EXECUTIVE DIRECTOR


P. RAMANA MURTHY
EXECUTIVE DIRECTOR


B.K. DIVAKARA
EXECUTIVE DIRECTOR


RAJEEV RISHI
CHAIRMAN & MANAGING DIRECTOR

Place : Mumbai
Date : February 9, 2018

CENTRAL BANK OF INDIA

SEGMENT REPORT FOR THE QUARTER AND NINE MONTHS ENDED DECEMBER 31, 2017


(Rs. In Lakh)

Sl. No.	Particulars	Quarter Ended			Nine Months Ended		Year Ended
		Reviewed	Reviewed	Reviewed	Reviewed	Reviewed	Audited
		31.12.2017	30.09.2017	31.12.2016	31.12.2017	31.12.2016	31.03.2017
A.	Segment Revenue						
	1. Treasury Operations	239,470	272,941	261,706	801,621	708,001	986,404
	2. Retail Banking Operations	212,185	195,496	194,474	594,291	612,424	816,026
	3. Wholesale Banking Operations	207,277	221,189	222,607	639,724	721,175	951,276
	4. Other Banking Operations	-	-	-	-	-	-
	5. Unallocated	-	-	-	-	-	-
	Total	658,932	689,626	678,787	2,035,636	2,041,600	2,753,706
	Less: Inter Segment Revenue	-	-	-	-	-	-
	Net Sales/Income From Operations	658,932	689,626	678,787	2,035,636	2,041,600	2,753,706
B.	Segment Results(Profit+)/Loss(-) before tax and interest from each segment)						
	1. Treasury Operations	(30,351)	53,700	82,818	35,481	146,697	209,030
	2. Retail Banking Operations	2,272	3,371	828	3,731	12,880	15,514
	3. Wholesale Banking Operations	(224,199)	(162,639)	(170,156)	(475,242)	(414,280)	(561,316)
	4. Other Banking Operations	-	-	-	-	-	-
	5. Unallocated	(3,843)	(3,668)	(3,885)	(11,160)	(12,101)	(16,118)
	Total	(256,121)	(109,236)	(90,395)	(447,190)	(266,804)	(352,890)
	Less: (i) Interest	-	-	-	-	-	-
	(ii) Other Un-allocable Expenditure net off	-	-	-	-	-	-
	(iii) Un-allocable income	-	-	-	-	-	-
	Total Profit Before Tax	(256,121)	(109,236)	(90,395)	(447,190)	(266,804)	(352,890)
C.	Segment Assets						
	1. Treasury Operations	14,282,058	14,586,801	14,537,109	14,282,058	14,537,109	15,295,941
	2. Retail Banking Operations	7,920,464	8,132,105	7,893,355	7,920,464	7,893,355	7,400,125
	3. Wholesale Banking Operations	9,182,577	9,334,058	10,184,551	9,182,577	10,184,551	9,618,754
	4. Other Banking Operations	-	-	-	-	-	-
	5. Unallocated Assets	1,205,813	1,097,808	904,876	1,205,813	904,876	1,025,374
	Total	32,590,912	33,150,772	33,519,891	32,590,912	33,519,891	33,340,194
D.	Segment Liabilities						
	1. Treasury Operations	14,581,215	14,826,206	14,685,712	14,581,215	14,685,712	15,477,906
	2. Retail Banking Operations	8,332,639	7,809,162	7,444,182	8,332,639	7,444,182	7,538,283
	3. Wholesale Banking Operations	8,150,654	8,853,007	9,604,996	8,150,654	9,604,996	8,528,891
	4. Other Banking Operations	-	-	-	-	-	-
	5. Unallocated Liabilities	-	-	-	-	-	-
	Total	31,064,508	31,488,375	31,734,890	31,064,508	31,734,890	31,545,080
E.	Capital Employed						
	1. Treasury Operations	(299,157)	(239,405)	(148,603)	(299,157)	(148,603)	(181,965)
	2. Retail Banking Operations	(412,175)	322,943	449,173	(412,175)	449,173	(138,158)
	3. Wholesale Banking Operations	1,031,923	481,051	579,555	1,031,923	579,555	1,089,863
	4. Other Banking Operations	-	-	-	-	-	-
	5. Unallocated	1,205,813	1,097,808	904,876	1,205,813	904,876	1,025,374
	Total	1,526,404	1,662,397	1,785,001	1,526,404	1,785,001	1,795,114

Notes:

- As per guidelines of RBI on compliance with Accounting Standards, the Bank has adopted "Treasury Operations, Wholesale, Retail and Other Banking Operations" as Primary business segments for the purpose of compliance with AS-17 on Segment Reporting issued by ICAI.
- Segment Revenue and Expenses have been apportioned on the basis of the segment assets, wherever direct allocation is not possible.
- Figures of previous year/period have been regrouped wherever considered necessary to conform to current period classification.


B.S. SHEKHAWAT
Executive Director



P.RAMANA MURTHY
Executive Director


B.K. DIVAKARA
Executive Director


RAJEEV RISHI
Chairman & Managing Director

Place: Mumbai

Date: February 9, 2018



सेंट्रल बैंक ऑफ इंडिया
Central Bank of India

1911 से आपके लिए "केन्द्रित" "CENTRAL" TO YOU SINCE 1911

**NOTES ON ACCOUNTS FORMING PART OF
REVIEWED FINANCIAL RESULTS FOR THE QUARTER
AND NINE MONTHS ENDED DECEMBER 31, 2017.**

1. The above Financial Results have been reviewed by the Audit Committee of the Board and approved by the Board of Directors in the meeting held on February 09, 2018. The results have been subjected to a "Limited Review" by the Statutory Central Auditors of the Bank, in line with the guidelines issued by Reserve Bank of India and as per the requirement of listing agreement with Stock Exchanges.
2. There has been no change in the accounting policies followed during the quarter and nine months ended December 31, 2017 as compared to those followed in the preceding financial year ended March 31, 2017.
3. Financial Results for the quarter and nine months ended December 31, 2017 have been arrived at after considering provisions for Non-Performing Assets, Standard Assets, Standard Derivative Exposures and Investment Depreciation which have been made on the basis of extant guidelines on Prudential Norms for Income Recognition, Asset Classification, Provisioning issued by the Reserve Bank of India (RBI).
Provisions for Employee Benefits and other usual and necessary provisions including Unhedged Foreign Currency Exposure and Income Tax have been made on estimated basis for the quarter and nine months ended December 31, 2017.
4. Bank has allotted 5,59,76,956 Equity Shares of Rs,10/- each at a premium of Rs.94.15 per share on preferential basis to Government of India on November 16, 2017 against Share Application Money of Rs.583.00 crore, arising on extinguishment of 5830 Innovative Perpetual Debt Instruments (IPDI) of the face value of Rs.10.00 lakh each held by Government of India on March 31, 2017.
5. Bank has received Capital fund of Rs.323.00 crore from Government of India on December 29, 2017 towards contribution of the Central Government in the preferential allotment of Equity Shares of the Bank during the financial Year 2017-18, under Plan as Government Investment which has been kept in Share Application Money Account. Issue/allotment of Shares against the same were in process as on December 31, 2017. This fund has been treated as part of Common Equity Tier 1 (CET-1) Capital for the quarter ended December 31, 2017 as suggested by RBI vide it's letter dated December 28, 2017.
6. As per RBI directions vide letter no. DBR.No.BP:15199/21.04.048/2016-17, dated June 23, 2017, in respect of accounts covered under the provisions of Insolvency and Bankruptcy Code (IBC), the Bank is required to make additional provision of Rs. 961.00 crore by March 31, 2018, of which Bank has already provided Rs.696.00 crore upto December 31, 2017 and the balance will be provided by March 31, 2018.
7. As per RBI directions vide letter No.DBR.No.BP.BC.1855/21.04.048/2017-18, dated August 28, 2017, in respect of accounts covered under the provisions of Insolvency and Bankruptcy Code (IBC), the Bank is required to make additional provision of

Rs.1,256.58 crore by March 31, 2018, of which Bank has already provided Rs.325.00 crore upto December 31, 2017 and the balance will be provided by March 31, 2018.


8. In terms of RBI circular DBR.No.BP.BC.34/21.04.132/2016-17, dated November 10, 2016, "Scheme for Stressed Assets- Revisions", the Bank has not recognized interest on accrual basis if not serviced within 90 days from due date in respect of Standard Advances under Strategic Debt Restructuring (SDR) and Scheme for Sustainable Structuring of Stressed Assets (S4A). Accordingly, the unrealized interest of Rs.372.57 crore as on December 31, 2017 (Rs.412.21 crore as on September 30, 2017) recognized earlier on accrual basis, has been reversed.
9. In terms of Reserve Bank of India (RBI) circular DBR.No.BP.BC.1/21.06.201/2015-16, dated July 1, 2015, on 'Basel III Capital Adequacy' and RBI circulars DBR.No.BP.BC.80/21.06.201/2014-15 dated March 31, 2015 on 'Prudential Guidelines on Capital Adequacy and Liquidity Standard Amendments', Banks are required to make Pillar 3 disclosures including leverage ratio and liquidity coverage ratio under the Basel III framework. The Bank has made these disclosures which are available on the Bank's website www.centralbankofindia.co.in along with publication of the results. The Disclosures have not been subjected to review by Statutory Central Auditors of the Bank.
10. The Bank has recognized Treasury operations, Corporate/ Wholesale Banking and Retail Banking as primary reporting segments. There are no secondary reporting segments.
11. Keeping in view the significant provisioning requirements, tax review based on management's estimate of possible tax benefits against timing difference has been carried out as at December 31, 2017 and Rs.3,834.19 crore (Rs.2,353.68 crore as at March 31, 2017) has been recognized as Deferred Tax Asset (net).


12. Status of Investors' Complaints:


Complaints at the beginning of the Quarter	Received during the Quarter	Resolved during the Quarter	Pending as on December 31, 2017
NIL	20	20	NIL

13. The Provisioning Coverage Ratio (PCR) of the Bank is 62.49% as on December 31, 2017.
14. Figures of the previous period have been regrouped/ reclassified wherever considered necessary to confirm to current period's classification.


B.S. SHEKHAWAT
EXECUTIVE DIRECTOR


P. RAMANA MURTHY
EXECUTIVE DIRECTOR


B. K. DIVAKARA
EXECUTIVE DIRECTOR


RAJEEV RISHI
CHAIRMAN & MANAGING DIRECTOR

Place: Mumbai

Date : February 9, 2018.


CENTRAL BANK OF INDIA
STATEMENT OF ASSETS AND LIABILITIES

(Rs. in Lacs)

PARTICULARS	As at 31.12.2017	As at 31.12.2016	As at 31.03.2017
	Reviewed	Reviewed	Audited
CAPITAL & LIABILITIES			
Capital	196,775	190,217	190,217
Reserves and Surplus	1,297,329	1,594,783	1,536,597
Share application Money pending allotment	32,300	-	68,300
Deposits	29,544,605	29,897,242	29,667,119
Borrowings	597,088	709,730	928,245
Other Liabilities and Provisions	922,815	1,105,382	949,717
TOTAL	32,590,912	33,497,354	33,340,195
ASSETS			
Cash and Balances with Reserve Bank of India	2,850,043	1,599,120	7,508,676
Balances with Banks and Money at Call and Short Notice	889,290	1,388,759	367,978
Investments	9,912,539	11,035,619	9,209,488
Advances	16,204,499	17,099,681	13,939,877
Fixed Assets	433,386	427,615	429,037
Other Assets	2,301,155	1,946,560	1,885,139
TOTAL	32,590,912	33,497,354	33,340,195


B.S. SHEKHAWAT
EXECUTIVE DIRECTOR


P. RAMANA MURTHY
EXECUTIVE DIRECTOR


B.K. DIVAKARA
EXECUTIVE DIRECTOR


RAJEEV RISHI
CHAIRMAN & MANAGING DIRECTOR

Place: Mumbai

Date : February 09, 2018